

# GO TO SLEEP, GECKO!

Pre-Kindergarten

## **Outcome:**

Students will learn about elephants, geckos, and fireflies as they explore a folktale from Bali.

## **Materials:**

Gecko and Elephant picture, 40 Post-it notes

Character Puppet sheet, glue stick, Popsicle sticks, crayons

2 packages of unflavored gelatin, 4 cups grape juice, 1 large can unsweetened pineapple tidbits, large bowl or mold, refrigerator, small sauce pan, stove, napkins, paper bowls or plates

Follow Gecko's Path worksheet

4 eggs, 1/2 T flour, 4 ripe bananas, oil for frying, cinnamon sugar, water, frying pan, stove, paper towels, tablespoon, paper plates, napkins

Optional: Treasured Time with Five-to Ten-Year-Olds (Jan Brennan, August House 1990)

## **INSTRUCTIONAL PLAN**

### **Introductory Activity:**

- Visual Closure

Materials: Elephant and Gecko pictures, 40 Post-it notes

1. Teacher uses 20 Post-it notes to cover the picture of the elephant and 20 Post-it notes to cover the picture of the gecko. Both pictures are to be completely covered.
2. Teacher writes one letter of the alphabet or one number on each Post-it note.
3. Ask one student to choose a number or letter that is on a Post-it note.
4. Teacher removes that Post-it note and asks the student to guess what the picture is.
5. Teacher calls on students one at a time to name a letter or number and to guess what the picture is when the Post-it note is removed.
6. Ask students what feature(s) of the animal helped them to guess its identity.
7. Students share what they know about elephants and geckos.
8. Teacher informs students that they will be listening to a story about a gecko and an elephant.
9. Ask students to name other stories that have gecko or elephant characters.

- Character Stick Puppets

Materials: Character Puppet worksheet, glue stick, Popsicle sticks

1. Teacher distributes the Character Puppet worksheet to students and discusses what each picture represents.
2. Students cut out the elephant, gecko, buffalo, firefly, or rain picture and color it.
3. Students glue a picture to a Popsicle stick.

### **Teacher Reading of Story:**

Teacher asks students to listen carefully as the story is read and to hold up their character puppet when the story refers to their character.

# GO TO SLEEP, GECKO!

Pre-Kindergarten

## **Comprehension:**

1. Who woke up the elephant in the middle of the night?
2. Why did the Gecko have trouble sleeping?
3. Why did the fireflies light up at night?
4. Why did the elephant poop in the road?
5. Why did the rain come every afternoon?
6. What does the gecko eat?
7. Did the gecko finally fall asleep?

## **Interpretation:**

1. How did the gecko feel when he couldn't fall asleep?
2. Do you ever have trouble sleeping?
3. Where do you sleep?
4. Would you like to sleep outdoors like Gecko?
5. Do you think Elephant is a good village boss?
6. Why was Gecko able to fall asleep at the end of the story?

## **Follow Up Activities:**

- Puppet Show

**Materials:** Puppets created in Introductory Activity

1. Teacher divides students into groups so that each group has one of each story character.
2. Students practice and then present a puppet show to classmates based on this story.

- Firefly Songs

- Blink, Blink, Firefly  
(Sung to "Baa, Baa, Black Sheep")  
Blink, blink firefly  
Have you light for me?  
Yes sir, yes sir  
Enough to help you see.

I'll blink on for you,  
We can play some hide and seek,  
But promise not to catch me  
In a jar-I'll get too weak.

Blink, blink firefly.  
Let's have some fun tonight.  
I promise not to catch you,  
And things will be all right.

# GO TO SLEEP, GECKO!

Pre-Kindergarten

## **Follow Up Activities cont.:**

- Hush, Little Firefly  
(Sung to “Hush, Little Baby”)  
Hush, little firefly, don’t you cry,  
I’m not going to catch you, no not I;  
I know you love to fly so free,  
And I just want to watch you, you see.

The way you light up amazes me,  
You have such strength but you’re so tiny;  
How do you do it, I wish I knew,  
Then I could fly around the skies with you.

Songs and more firefly activities can be found on pages 98-99 Treasured Time with Five-to Ten-Year-Olds (Jan Brennan, August House 1990).

- Cooking

Firefly Jell-O

Materials: 2 packages of unflavored gelatin, 4 cups grape juice, 1 large can unsweetened pineapple tidbits, large bowl or mold, refrigerator, small sauce pan, stove, napkins, paper bowls or plates

Directions:

1. Sprinkle 2 packages of unflavored gelatin over 1 cup grape juice in a small saucepan. Stir constantly over low heat until gelatin dissolves.
2. Remove pan from heat and add 3 more cups of grape juice.
3. Stir in 1 large can unsweetened pineapple tidbits.
4. Pour into a mold or bowl. Refrigerate to set.

Makes 8 servings (Recipe can be doubled or tripled as needed).

Recipe and more firefly activities can be found on pages 98-99 Treasured Time with Five-to Ten-Year-Olds (Jan Brennan, August House 1990).

- Pre-Writing

Materials: Follow Gecko’s Path worksheet, crayons

How many times did Gecko go to Elephant’s house to complain about the fireflies? (4)

Directions: Use a crayon to trace over Gecko’s path as he goes from his house to Elephant’s house.

# GO TO SLEEP, GECKO!

Pre-Kindergarten

## **Extensions:**

- Animal Walk Relay
  1. Teacher divides the class into small groups.
  2. Each group is lined up at the “starting line.”
  3. Each student, in turns, walks in a way designated by teacher to a pre-determined spot and then back to his teammates.
  4. When that student returns to his team’s line, he tags the next teammate in line and sits down in the back of his team’s line.
  5. The first team to complete the race and have all members seated in a line wins the race.

Examples of animals walks:

- Elephant walk (arms reaching toward the ground like a trunk)
- Firefly walk (arms flapping like wings)
- Horse walk (gallop)
- Kangaroo walk (hopping)
- Crab walk (sitting on the floor, using hands and feet to lift body and crawling along backwards)
- Gecko walk (crawling along the floor)

- Cooking a favorite food from Bali

Bananas are a favorite fruit in Bali. There are hundreds of kinds of bananas. They range from small pinkie-sized gold bananas to bananas that are 18 inches long and are dark green.

## Banana Fritters


**Materials:** 4 eggs, 12 T flour, 4 ripe bananas, oil for frying, cinnamon sugar, water, frying pan, stove, paper plates, napkins

**Directions:**

1. Beat eggs (slightly) and mix with ½ cup water and flour.
2. Mash bananas with fork and mix with flour and egg mixture.
3. Deep fry mixture by the tablespoon in hot oil until golden brown.
4. Drain on paper towels.
5. Dust with cinnamon sugar.

# GO TO SLEEP, GECKO!

Pre-Kindergarten



# GO TO SLEEP, GECKO!

Pre-Kindergarten



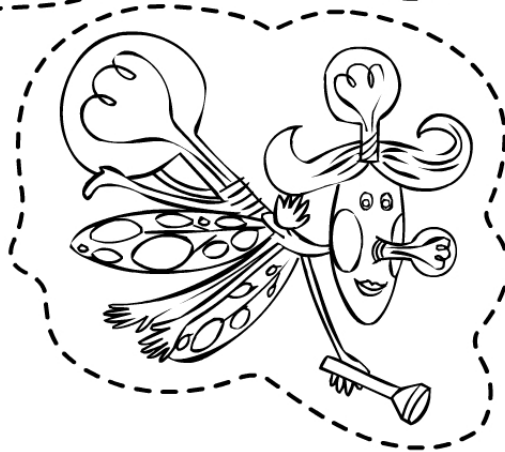




# GO TO SLEEP, GECKO!

Pre-Kindergarten

Name \_\_\_\_\_ Date \_\_\_\_\_

## Character Stick Puppets



# GO TO SLEEP, GECKO!

Pre-Kindergarten

Name \_\_\_\_\_ Date \_\_\_\_\_

## Follow Gecko's Path

**Directions:** Use a crayon to trace over Gecko's path as he goes from his house to Elephant's house.

