

ROOSTER'S NIGHT OUT

Pre-Kindergarten

Outcome:

Students will demonstrate an understanding of the story through discussion, phonics, role-play, sequencing, dance, illustration, writing, and painting.

Overview:

Students will read and explore a folktale from Cuba while utilizing interdisciplinary connections in language arts, math, drama, writing, art, and cooking.

Materials:

Book, *Rooster's Night Out*

Popsicle sticks, glue, scissors, crayons

White paper plates, yellow paint, paint brushes, markers

Crayons, paper towels or coffee filters, small cups or bowls, paint brushes or eye droppers, food coloring, water, newspaper, smocks

Cherry tomatoes, paper plates, markers, knife for teacher's use, sink

Colorful feathers, glue

Cooking Materials:

9x 13 inch pan, foil to line pan, oven, serving spoon, spoons, plates, napkins,

Ingredients:

6 bananas sliced lengthwise

½ cup light brown sugar

½ cup unsalted butter

½ cup raisins

Optional:

Hallworth, Grace. *Sing Me a Story*. Little Rock: August House, 2002.

Hamilton, Martha, and Mitch Weiss. *TheHidden Feast*. Little Rock: August House, 2006.

Assessment Tools:

“Character Puppets” worksheet

“Sequencing Pictures” worksheet

“S Phonics” worksheet

“Rooster's Journey” worksheet

“Color Rooster” worksheet

INSTRUCTIONAL PLAN

Introduction:

Materials: “Character Puppets” worksheet, Popsicle sticks, glue, scissors, crayons

1. Teacher tells students they will be listening to a story from another country: Cuba.
2. Teacher reads the story.
3. Teacher asks students to name the characters in the story.
4. Teacher tells students they will be able to help tell the story again by using puppets.

ROOSTER'S NIGHT OUT

Pre-Kindergarten

Introduction cont.:

5. Teacher gives each student a “Character Puppet” worksheet. Teacher asks students to name the pictures.
6. Teacher asks students to tell what they know about grass, cows, sticks, rivers, and the sun.
7. Students color in the pictures and cut them out.
8. Students glue pictures onto Popsicle sticks.
9. Teacher reads the story again and asks students to hold up the appropriate character as the story is being read.

Discussion Questions for Assessing Students’ Comprehension:

- Where was Rooster going?
- What did Rooster find in the middle of the road?
- Rooster gobbled down the tomato. What does that mean?
- Teacher asks children to pantomime gobbling down a tomato.
- How did Rooster feel when the tomato juice splattered on his feathers?
- Why was Rooster all dressed up for the party? When do you get dressed up?
- What did Rooster ask Grass?
- What did Rooster ask Cow?
- What did Rooster ask Stick?
- What did Rooster ask River?
- What did Rooster ask Sun?
- Did Grass, Cow, Stick, and River help Rooster at first? Why or why not?
- Did Sun help Rooster? How?
- What did Rooster do at the party?
- How does Rooster help Sun every morning?
- If someone did something nice for you, how would you thank him or her?

Language Arts:

• **Sequencing Pictures**

Materials: “Sequencing Pictures” worksheet, scissors

1. Teacher reviews the sequence of events in the story with students.
2. Students cut out the pictures.
3. Students put the pictures in the correct sequence to tell the story.
4. Students take turns telling the story using the pictures as a guide.

Phonics:

• **S Phonics**

Materials: “S Phonics” worksheet, crayons

Directions: Color in the pictures that begin with the sound made by the letter “s” as in “sun.”

ROOSTER'S NIGHT OUT

Pre-Kindergarten

Math:

• **Tomato Exploration**

Materials: Cherry tomatoes, paper plates, markers, knife for teacher's use, sink

1. Teacher writes numerals 1-10 on paper plates, one numeral per plate.
2. Teacher shows students one-to-one correspondence by placing one cherry tomato on each plate while counting from one to ten.
3. Students follow teacher's model by counting and placing tomatoes on the correct plates, in order.
4. Teacher washes tomatoes.
5. Teacher cuts each cherry tomato in half and gives each student two tomato halves.
6. Teacher discusses the concept of "half" with students.
7. Students eat the tomatoes and describe how they taste.
8. Teacher asks, "If you were Rooster and you saw a juicy tomato in the middle of the road, would you have gobbled it down?"

Dramatic Arts:

• **Role Playing**

Rooster asked Grass, Cow, Stick, River, and Sun each for a favor. What were those favors? Sun was the only one to help Rooster at first.

Teacher asks children to:

1. Role play asking a partner for a favor. Say, "Think about how your voice should sound and your body language."
2. Role play being asked for a favor and responding appropriately. Say, "Sometimes, even if you want to help someone with a favor, you are not able to. Can you think of a polite way to say no or that you can help later?"

Dance:

1. Say, "All of the birds had a great time dancing at the party." How do you think a rooster would dance?
2. Create a rooster's dance and teach it to the class.
3. Repeat activity with other birds such as turkey, chicken, eagle, flamingo, and owl. Ask the students to name birds and show how they think that bird would dance.

Pre-Writing:

• **Rooster's Journey**

Materials: "Rooster's Journey" worksheet, crayons

Directions: Use a crayon to trace along the dotted lines and follow Rooster's path to the party.

Art:

• **Paper Plate Suns**

Materials: White paper plates, yellow paint, paint brushes, scissors, markers, smocks

Directions:

1. Paint the paper plate yellow.
2. Cut slits along the edge of the plate (about $\frac{3}{4}$ inch each), all the way around to create the sun's rays.
3. Draw a friendly face on the sun.

ROOSTER'S NIGHT OUT

Pre-Kindergarten

Art cont:

• **Color Splattering Activity**

Materials: Paper towels or coffee filters, small cups or bowls, paint brushes or eye droppers, food coloring, water, newspaper, smocks

Say, "Rooster splattered tomato juice and seeds on his feathers. Here is an activity where splattering creates an artistic picture."

Directions:

1. Place newspaper on tables to protect surface.
2. Place paper towels or coffee filters on newspaper.
3. Fill containers with water and add a different color of food coloring to each container.
4. Students dip their brushes or eyedroppers into the colors and splatter it on the paper towel or coffee filter.
5. Students mix colors together and note the new colors that are created by mixing colors.

• **Rooster Art**

Materials: "Rooster Art" worksheet, crayons, colorful feathers, glue

1. Teacher asks students what birds have that no other animals have. (feathers)
2. Teacher hands out worksheet and asks students to name Rooster's body parts.
3. Students color in Rooster and glue on feathers.

Worksheet is an outline of Rooster.

Cooking:

• **Cuban Banana Casserole Recipe**

Materials:

9x 13 inch pan, foil to line pan, oven, serving spoon, spoons, plates, napkins,

Ingredients:

ROOSTER'S NIGHT OUT

Pre-Kindergarten

6 bananas sliced lengthwise
½ cup unsalted butter

½ cup light brown sugar
½ cup raisins

Directions:

1. Pre-heat the oven to 350 degrees.
2. Line pan with foil and grease with a generous amount of butter.
3. Cover bottom of pan with half of the banana slices.
4. Sprinkle bananas with brown sugar and dot with butter.
5. Sprinkle with half of the raisins.
6. Layer the rest of the bananas on top.
7. Sprinkle with brown sugar and raisins. Dot with butter.
8. Bake at 350 degrees for about 30 minutes.
9. Cool for 10 minutes.
10. Optional: Serve with vanilla ice cream or frozen yogurt.

Extension Activities:



- Read *The Hidden Feast* (Hamilton and Weiss). Compare and contrast the rooster in each story.
- Read *Sing Me a Story* (Hallworth). This book is a collection of folktales, songs, and dances from the Caribbean. Detailed instructions are provided for the dances and melodies are provided for the songs.

ROOSTER'S NIGHT OUT

Pre-Kindergarten

Name _____ Date _____

Character Puppets






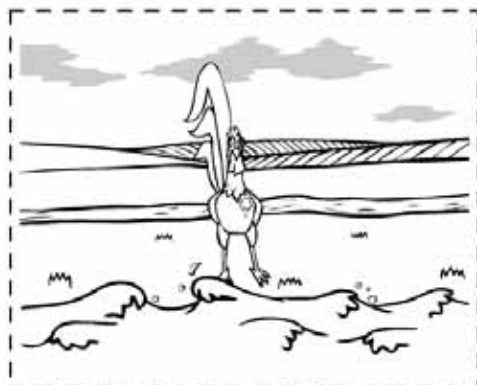
ROOSTER'S NIGHT OUT

Pre-Kindergarten

Name _____ Date _____

Sequencing Pictures

Directions: Cut out each picture. Put the pictures in the order in which they happened in the story. Use the pictures to help retell the story in the correct order.










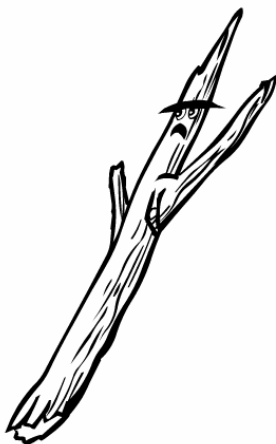
ROOSTER'S NIGHT OUT

Pre-Kindergarten

Name _____ Date _____

S Phonics

Directions: Color in the pictures that begin with the sound made by the letter "s" as in "sun."




ROOSTER'S NIGHT OUT

Pre-Kindergarten

Name _____ Date _____

Rooster's Journey

Directions: Use a crayon to trace along the dotted lines and follow Rooster's path to the party.



ROOSTER'S NIGHT OUT

Pre-Kindergarten

Name _____ Date _____

Rooster Art

