

WHY KOALA HAS A STUMPY TAIL

Kindergarten

Outcome:

Students will demonstrate an understanding of the story through discussion, sequencing, following directions, matching, graphing, visual discrimination, phonics, writing, and character education.

Overview:

Students will read and explore a folktale from Australia while utilizing interdisciplinary connections in language arts, math, art, and dramatic arts.

Materials:

Book, *Why Koala Has a Stumpy Tail*
World map or globe
Long sheet of paper or end roll of newsprint paper
Crayons or markers
Scissors
Pencils
Lined paper
Long strips of unlined paper
Blackboard or Whiteboard
Gray paint and paint brushes
1 Empty toilet paper roll per student
Gray construction paper
Glue
Scissors
1 Fluffy round cotton ball per student

Optional:

Computer with Internet access
Hamilton, Martha and Mitch Weiss. *A Tale of Two Frogs*. Atlanta: August House, 2006.

Assessment Tools:

“Matching Letters” worksheet
“What’s Missing?” worksheet
“Tail” Phonics worksheet
“Copying Sentences” worksheet
“Letter K” worksheet.
“Writing Beginning Sounds” worksheet
“Counting Kangaroos” worksheet
“Koala Parts” worksheet

WHY KOALA HAS A STUMPY TAIL

Kindergarten

INSTRUCTIONAL PLAN

Introduction:

Directions:

Teacher:

- Informs students they will be reading a story about a character who acts lazy and selfish.
- Asks students to define the words “lazy” and “selfish.”
- Asks how these words could be related to each other.
- Encourages students to share experiences they have had with a person who acted lazy and/or selfish.
- Asks students to share an experience of when they acted lazy and/or selfish.
- Asks students to name stories or movies involving laziness or selfishness.
- Divides class into small groups and tells them to create a skit involving laziness and/or selfishness.
- Asks students to share their skits with the class.

Teacher Reads the Story:

Materials:

Book, *Why Koala Has a Stumpy Tail*

World map or globe

Directions:

Teacher:

- Tells students they will be listening to a folktale from Australia. Teacher locates Australia on a world map or globe and shows its location in relation to the students’ location.
- Tells students to listen carefully so they will know how laziness and selfishness are important to the story.
- Stops to assess comprehension as necessary.

Questions for Assessing Students’ Comprehension:

- Who are the characters in the story?
- What is this story about?
- Where does this story take place?
- How did Koala and Tree Kangaroo feel about each other at the beginning of the story?
- Why were the streams dried up?
- Why were Koala and Tree Kangaroo worried?
- Who had the idea about how to find water?
- What was Tree Kangaroo’s idea?
- Who started digging in the dry streambed?
- Why didn’t Koala help Tree Kangaroo dig for water?
- How did Tree Kangaroo feel when Koala did not help him dig?
- What did Koala do when Tree Kangaroo found water?

WHY KOALA HAS A STUMPY TAIL

Kindergarten

Questions for Assessing Students' Comprehension cont.:

- How did Tree Kangaroo feel when Koala pushed him out of the way and began gulping the water?
- Why did Tree Kangaroo pull Koala's tail?
- What happened when Tree Kangaroo pulled Koala's tail?
- Why did Koala lose a good friend?
- How would this story have been different if Koala had not acted lazy and selfish?

Language Arts:

• **Tell a Partner**

Directions:

Teacher:

- Asks students to choose a partner.
- Asks students to tell their partners the story.
- Asks partners to work together and create stories about Koala and Tree Kangaroo working together.
- Asks students share their stories with their classmates.

• **Create a Timeline**

Materials:

Long sheet of paper or end roll of newsprint paper

Crayons or markers

Directions:

- Teacher and students review the story events in sequential order.
- Teacher writes events on long sheet of paper.
- Students illustrate the events at the appropriate places on the timeline.
- Teacher hangs timeline in classroom.
- Students retell the story using the timeline.

• **Matching Uppercase and Lowercase Letters**

Materials:

"Matching Letters" worksheet

Pencils

Directions:

Students:

1. Name each picture and capital letter on the left side of the worksheet.
2. Draw a line from the uppercase letter on the left to the matching lowercase letter on the right.

WHY KOALA HAS A STUMPY TAIL

Kindergarten

Language Arts cont.:

• **Visual Discrimination**

Materials:

“What’s Missing?” worksheet

Pencils

Directions:

Students draw the missing parts to make the pictures look the same.

Phonics:

• **“Tail” Phonics**

An activity for differentiated learning

Materials

“Tail” Phonics worksheet

“Copying Sentences” worksheet

Scissors

Pencils

Lined paper

Directions:

Teacher divides class into three groups.

- Group A: Complete the “Tail” Phonics worksheet.

Directions:

1. Color Tree Kangaroo yellow and brown.
2. Cut out Tree Kangaroo, the letter strip and the slits next to /ail/.
3. Feed the letter strip through the slits in Tree Kangaroo’s tail to display new words.
4. Practice with a partner saying the /ail/ family words created by pulling the strip through the opening.

- Group B: Complete the “Tail” Phonics worksheet as per directions for Group A. Copy all the words on lined paper.

- Group C: Complete the “Tail” Phonics worksheet as per directions for Group A. Complete the “Copying Sentences” worksheet.

Directions:

Copy the sentences.

1. Koala has a tail.
2. I have mail.
3. Get the nail.
4. I like to sail.
5. He has a pail.

WHY KOALA HAS A STUMPY TAIL

Kindergarten

Phonics cont.:

• **Letter K**

Materials:

“Letter K” worksheet.

Crayons or markers

Directions:

1. Teacher informs students that “Kindergarten” and “Koala” begin with the /k/ sound.
2. Students say the name of each picture on the “Letter K” worksheet.
3. Students color in only the pictures that begin with the letter K.

Writing:

• **Writing Beginning Sounds of Words**

Materials:

“Writing Beginning Sounds” worksheet

Pencils

Directions:

Students:

1. Name each picture.
2. Write the beginning sound (letter) for each picture in the space provided.

Math:

• **Counting Kangaroos**

Materials:

“Counting Kangaroos” worksheet

Scissors

Long strips of unlined paper

Directions:

Students:

1. Cut out all the tree kangaroos.
2. Arrange the tree kangaroos in numerical order from 1 to 10.
3. Paste the tree kangaroos on the paper strips in the correct order.
4. Count from 1 to 10 in unison while pointing to the numbers on their papers.

• **Graphing**

Materials:

Blackboard or Whiteboard

Directions:

Teacher:

- Tells students that koalas sleep about 18 hours each day.
- Asks each student how many hours he or she slept the night before.
- Records results on the board.
- Creates a bar graph on the board showing how many hours students slept the night before.
- And students compare how many hours they slept the night before with how many hours a koala might sleep.

WHY KOALA HAS A STUMPY TAIL

Kindergarten

Drama:

• **Creating Skits**

Directions:

Teacher:

- Asks students what the word “resourceful” means. (Good at finding a way of doing things or getting out of difficulties.)
- Asks how Tree Kangaroo was resourceful.
- Asks students to tell about times when they were resourceful.
- Divides the class into small groups.
- Asks each group to create a skit about resourcefulness.
- Asks each group to perform its skit for the class.

• **Freeze Pantomime**

Directions:

Teacher:

- Tells students they will hear actions from the book called out and they should pantomime the action named.
- Explains that “pantomime” means to “imagine and pretend to act in a particular way.”
- Tells students that when students hear the word, “Freeze!” they should freeze and not move until the teacher calls out the next action.
- Reminds students that in this pantomime they may not speak or touch one another.
 - Pretend you are Tree Kangaroo or Koala. Sit in the tree talking with your friend.
 - Pretend you are Tree Kangaroo or Koala. Show how thirsty you are.
 - Pretend you are Tree Kangaroo or Koala. Go look for a streambed to dig in.
 - Pretend you are Koala. Show how tired you are.
 - Pretend you are Tree Kangaroo. Dig in the hard streambed.
 - Pretend you are Tree Kangaroo yelling at Koala to help. (Remind students it is pantomime and they may not speak.)
 - Pretend you are Koala. Pretend you hurt have a thorn in your foot.
 - Pretend you are Koala. Pretend to be dizzy.
 - Pretend you are Tree Kangaroo. Call out to Koala that you have found water.
 - Pretend you are Koala pushing Tree Kangaroo out of the way and gulping the water. (Remind students not to touch each other during this action.)
 - Pretend you are Tree Kangaroo pulling on Koala’s tail.

WHY KOALA HAS A STUMPY TAIL

Kindergarten

Art:

• **Making a Koala**

Materials:

“Koala Parts” worksheet (1 copy per student on gray construction paper)

Gray paint and paint brushes

1 Empty toilet paper roll per student

Glue

Scissors

Markers

1 Fluffy round cotton ball per student

Directions:

Students:

1. Paint toilet paper roll gray and allow it to dry completely.
2. Color facial features and details on appropriate body parts on the “Koala Parts” worksheet.
3. Color both sides of Koala’s body as once it is attached to the roll, both front and back of the paper can be seen.
4. Cut out body parts.
5. Wrap and glue Koala’s body around tube as shown in illustration on worksheet.
6. Glue head to top front side of tube.
7. Glue cotton ball on back of tube for tail.

Extensions:

• **Compare and Contrast**

Materials:

Book, *A Tale of Two Frogs*

Directions:

Teacher reads *A Tale of Two Frogs*. Teacher and students compare and contrast the themes of hard work, laziness, and resourcefulness found in this story and in *Why Koala Has a Stumpy Tail*.

• **Technology Connection**

Materials:

Computer with Internet access

Directions:

- Teacher helps students access www.storycove.com.
- Students view the animation for *Why Koala Has a Stumpy Tail* narrated by the authors.
- Students think about how the storytellers use their voices to convey emotions throughout the story.
- Students explore the animations and activities for other stories on www.storycove.com.

WHY KOALA HAS A STUMPY TAIL

Kindergarten

Name _____ Date _____

Matching Letters

Directions:

1. Name each picture and capital letter on the left side of the worksheet.
2. Draw a line from the uppercase letter on the left to the matching lowercase letter on the right.




K

t



T

s



S

l



T

k



L

t

WHY KOALA HAS A STUMPY TAIL

Kindergarten

Name _____ Date _____

What's Missing?

Directions: Draw the missing parts to make the pictures look the same.




WHY KOALA HAS A STUMPY TAIL

Kindergarten

Name _____ Date _____

"Tail" Phonics



WHY KOALA HAS A STUMPY TAIL

Kindergarten

Name _____ Date _____

Copying Sentences

Directions: Copy the sentences.

1. Koala has a tail.

2. I have mail.

3. Get the nail.

4. I like to sail.

5. He has a pail.


WHY KOALA HAS A STUMPY TAIL

Kindergarten

Name _____ Date _____

Letter K

Directions: Say the name of each picture. Color only the pictures that begin with the /k/ sound as in "Koala."



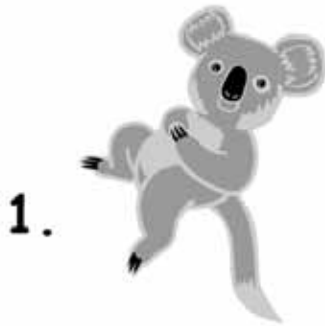
WHY KOALA HAS A STUMPY TAIL

Kindergarten

Name _____ Date _____

Writing Beginning Sounds

Directions: Name each picture. Write the beginning sound (letter) for each picture in the space provided.



oala



ree



un





eaves

WHY KOALA HAS A STUMPY TAIL

Kindergarten

Name _____ Date _____

Counting Kangaroos



WHY KOALA HAS A STUMPY TAIL

Kindergarten

Name _____ Date _____

Koala Parts

